

ALFRED HEALTH

**AMA
VICTORIA
HOSPITAL
HEALTH
CHECK 2019
REPORT**

Australian Medical Association
Victoria



amavic.com.au

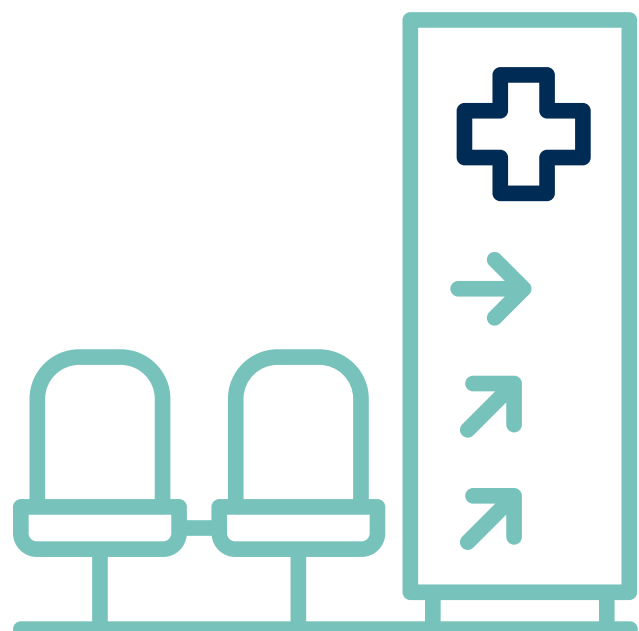


The 2019 Hospital Health Check (HHC) survey provides a snapshot of the work life experience of Victorian doctors in training. AMA Victoria is using the HHC findings to continue to advocate for urgent and longer-term changes to protect trainees and their patients. Findings pertaining to the working conditions of doctors in training are particularly concerning given they represent experiences before the COVID-19 pandemic placed additional pressure on the sector. The survey highlights that trainees feel unable to raise concerns or keep accurate records of their workloads without risking progression in competitive career pathways. Unacceptable behaviours continue to occur in our hospitals, with trainees also quoting barriers to reporting.

Fatigue, excessive workloads and staff shortages are resulting in an alarming number of clinical errors, and are adversely impacting the physical and mental wellbeing of the trainees who provide frontline and 24-hour care to Victorians

The medical profession has faced these self-perpetuating issues for several generations, and we hope that tools such as this survey will help to inspire the required solutions.

We will continue to conduct this survey on a yearly basis and hope to see improvements in all areas.



Congratulations

The Hospital Health Check Survey Results:

Congratulations to the following health services who were best ranked by their trainees in the different domains of the survey:



Best in Rostering, Workload and Overtime

Albury Wodonga Health
Goulburn Valley Health

Best in Access to Leave

Latrobe Regional Hospital
Melbourne Health
Northern Health
Peninsula Health
South West Healthcare

Best in Trainee Well-being

Northern Health

Best in Education and Training

The Royal Victorian
Eye & Ear Hospital

Best in Workforce Management and Culture

Northern Health

Best in Recommendation by Trainees

Northern Health
The Royal Women's Hospital



List of Questions

1	Workplace morale
2	Trainees who feel worn out because of their work as a doctor
3	How often trainees were paid for the unrostered overtime they worked
4	Reasons why trainees were not paid all of the unrostered overtime they worked
5	Frequency of needing to work through their 30 minute meal break on an average week
6	Trainees whose work hours prevent important things for their physical health
7	Trainees whose work hours prevent important things for their mental well-being
8	Trainees who made a clinical error in 2019 due to fatigue
9	Trainees who made a clinical error in 2019 due to excessive workload or under staffing
10	Trainees who raised serious concerns about workload with supervisors or Medical Workforce Unit but were brushed off or ignored
11	Trainees rating of employer support for their mental health and well-being
12	Trainees who attend work despite being unwell enough to warrant staying home
13	Barriers faced by trainees when needing to use sick leave
14	Intern teaching
15	Registrar training time
16	Barriers to attending intern teaching or registrar training time:
17	Intern teaching or registrar training time appears correctly on roster
18	Reported ongoing breaches to the 2018-21 Doctors in Training Enterprise Agreement
19	Trainees who have experienced discrimination, harassment, sexual harassment, bullying or victimisation at work
20	Trainees who have experienced unacceptable behaviours
21	Trainees who have witnessed unacceptable behaviours
22	Trainees who have reported unacceptable behaviours
23	Barriers preventing trainees from reporting unacceptable behaviours
24	Trainees asked inappropriate questions during job interviews or pre-interviews
25	Trainees who sought flexible working arrangements
26	Trainees who have considered resigning due to workload and poor conditions
27	Trainees who would recommend their hospital to other DiTs for the coming year:

1 Workplace Morale		
	Health Service	Victorian Average
Very good	12%	10%
Good	36%	29%
Satisfactory	23%	29%
Poor	20%	22%
Very poor	9%	11%

2 How often trainees feel worn out because of their work		
	Health Service	Victorian Average
Never	3%	1%
Rarely	15%	10%
Sometimes	34%	38%
Often	22%	32%
Very often	25%	19%

3 How often trainees were paid for the unrostered overtime they worked		
	Health Service	Victorian Average
Never	67%	44%
About 25% of the time	17%	22%
About 50% of the time	6%	14%
About 75% of the time	8%	10%
Always	2%	10%

4 Reasons why trainees were not paid all of the unrostered overtime they worked	
Did not know claiming this was possible	6%
Unclear or confusing claiming process	19%
Highly obstructive or difficult claiming process	52%
Did not believe the amount of overtime worked was worth claiming	35%
Advised that unrostered overtime is only paid for stipulated reasons	38%
Advised not to claim by my Registrar	14%
Advised not to claim by my Consultant or Head of Unit	37%
Advised not to claim by peers at the same level of training	46%
Advised not to claim by hospital administration or Medical Workforce Unit	11%
Claim submitted but rejected by Medical Workforce Unit	3%
Claim submitted but rejected by Consultant or Head of Unit	6%
Hospital / workplace cultural expectations	59%
Not applicable: no unrostered overtime was performed	3%
Not applicable: all unrostered overtime worked was paid	2%

5 Frequency of needing to work through their 30 minute meal break on an average week	
Never	1%
Rarely	9%
Sometimes	15%
Often	24%
Very often	51%

6 Trainees whose work hours prevent important things for their physical health	
Never	3%
Rarely	9%
Sometimes	28%
Often	30%
Very often	30%

7	Trainees whose work hours prevent important things for their mental wellbeing	
Never		4%
Rarely		13%
Sometimes		25%
Often		28%
Very often		28%

8	Trainees who made a clinical error in 2019 due to fatigue		
	Health Service	Victorian Average	
Yes	54%	56%	
No	46%	44%	

9	Trainees who made a clinical error in 2019 due to excessive workload or understaffing		
	Health Service	Victorian Average	
Yes	62%	60%	
No	38%	40%	

10	Trainees who raised serious concerns about workload with supervisors or Medical Workforce Unit but were brushed off or ignored	
Yes		37%
No		63%

11	Trainees rating of employer support for their mental health and wellbeing	
Very good		9%
Good		24%
Satisfactory		22%
Poor		30%
Very poor		15%

12	Trainees who attend work despite being unwell enough to warrant staying home	
Never		3%
Rarely		8%
Sometimes		51%
Often		27%
Always		11%

13	Barriers faced by trainees when needing to use sick leave	
Health service does not provide adequate coverage for absence		76%
Lack of support from supervisors or senior medical staff		17%
Lack of adequate after-hours support from the Medical Workforce Unit		17%
There is a culture of not calling in sick		56%
Do not want to burden colleagues with extra work		81%
Work would pile up if take sick leave		49%

14	Intern teaching *	
	Health Service	Victorian Average
Receive entitlement fully	79%	43%
Teaching available but not free from clinical duties	21%	57%
No formal intern teaching offered	0%	0%

15	Registrar training time *	
	Health Service	Victorian Average
Receive entitlement fully	35%	48%
Training time available but not free from clinical duties	19%	33%
No registrar training time offered	46%	19%

16 Barriers to attending intern teaching or registrar training time *	
Lack of advertisement	6%
Not appropriately rostered	32%
Not offered consistently	23%
Lack of coverage by registrars or consultants to allow attendance	51%
Excess workload	72%
No barriers	9%
Other	6%

17 Intern teaching or registrar training time appears correctly on roster *	
Yes	23%
No	77%

18 Reported ongoing breaches to the 2018-21 Doctors in Training Enterprise Agreement	
Working shifts with less than a 10-hour break between them (including telephone calls, being recalled into the hospital, being on-call for sick leave etc.)	51%
Working shifts greater than 16 hours	27%
Less than 48 hours off duty when moving from night shifts to any other shift arrangement	17%
Less than a whole calendar day clear from duty (including on-call and overtime) between your final shift at Hospital 1 and your first shift at Hospital 2	10%
None of these options have occurred	38%

19 Trainees who have experienced discrimination, harassment, sexual harassment, bullying or victimisation at work	
Yes	33%
No	67%

20 Trainees who have experienced unacceptable behaviours	
Discrimination	7%
Harassment	10%
Sexual harassment	5%
Bullying	31%
Victimisation	13%
Not applicable	61%

21 Trainees who have witnessed unacceptable behaviours	
Discrimination	20%
Harassment	10%
Sexual harassment	7%
Bullying	41%
Victimisation	15%
Not applicable	52%

22 Trainees who have reported unacceptable behaviours	
Discrimination	2%
Harassment	5%
Sexual harassment	0%
Bullying	16%
Victimisation	3%
Not applicable	80%

23 Barriers preventing trainees from reporting unacceptable behaviours	
Fear of negative career consequences	62%
Unsure of reporting process	38%
Fear of disrupting team dynamic	38%
Reporting is not in the “ethos” of the unit/hospital	26%
Don't have time to make an appointment	20%
Process is too difficult	31%
Criticism from colleagues	16%
Lack of capacity for anonymous reporting	41%
I would be judged by my colleagues as not being resilient enough	23%
Lack of senior colleague to report to	13%
Intimidation from colleagues/management	7%
No barriers to reporting	23%

24 Trainees asked inappropriate questions during job interviews or pre-interviews	
Sexual orientation	2%
Family Plans and/or Marriage/Partnerships	15%
Religion	0%
Location of residence	10%
Health and Mental Health (not including questions regarding pre-existing injuries/medical conditions/disability that would affect performance of inherent requirements of the job)	3%
No inappropriate questions asked	79%


25 Trainees who sought flexible working arrangements	
Did not seek	83%
Sought and was successful	5%
Sought and applied but was unsuccessful	2%
Sought but was unable to apply	10%


26	Trainees who in the preceding 6 months had considered resigning due to workload and poor working conditions	
Never		48%
Rarely		25%
Sometimes		12%
Often		6%
Very often		9%

27	Trainees who would recommend their hospital to peers	
	Health Service	Victorian Average
Strongly agree	21%	17%
Agree	49%	37%
Neutral	18%	26%
Disagree	10%	11%
Strongly disagree	1%	9%

**Australian Medical
Association Victoria**

293 Royal Parade
Parkville Victoria 3052
Telephone: 03 9280 8722
Country Freecall: 1800 810 451
Facsimile: 03 9280 8786
Email: amavic@amavic.com.au

 [facebook.com/AMAVictoria/](https://www.facebook.com/AMAVictoria/)
 twitter.com/amavictoria



Disclaimer

The AMA Victoria Doctors in Training (DiT) Sub-Division Hospital Health Check survey was completed on a voluntary basis by Victorian doctors in training covered by the DiT Enterprise Agreement 2018-2021.

The purpose of this document is to assist graduating medical students as well as current interns and residents with their decision making process when deciding on which Health Services to apply for in the future.

This information is provided in good faith and should only be used as a guide, it is intended to be general in nature and is made available on the understanding that the AMA Victoria and the AMA Victoria's DiT Sub-Division do not make any comment or assertion that the information provided by participants is correct, or reflects the experiences of doctors who did not participate in the survey.

Before relying on the information contained in the survey results provided, users should carefully evaluate its accuracy, currency, completeness and relevance for their purposes, personal objectives and career goals, and should make their own enquiries, including consulting with the relevant Health Service and staff at the relevant Health Service.

Whilst every effort has been made to ensure the accuracy of the collation of the information in this survey, AMA Victoria, its employees and the AMA DiT Sub-Division cannot be held responsible for the information provided by participants in the survey and cannot be responsible for any loss or damage arising from any person or organisation as a result of the publication of this survey of information. AMA Victoria and the AMA Victoria DiT Sub-Division do not take any responsibility for the outcomes published in the survey.

Comparison of results among Health Services must be made with caution, as the survey did not involve a probabilistic sampling frame, but instead was open to the entire Victorian DiT population. Further, as DiTs were not randomly allocated to Health Services, differences in attitudes and expectations of respondents cannot be adequately controlled. This introduces biases into the results which cannot be accounted for.

Thus, all differences among health services should be interpreted as specific only to the survey respondents and must not be interpreted as representative of the experiences of all junior doctors in Victoria.

***Stage of Training**

Survey Respondents	Number	Percentage
Intern	265	23.92%
HMO	324	29.24%
Unaccredited/ Non-Training Registrar	98	8.84%
Accredited Registrar	270	24.37%
Advanced Trainee/Fellow (final year of training)	133	12.00%
Career Medical Officer	1	0.09%
Prefer to not disclose	17	1.53%
Total	1,108	100%