

WESTERN HEALTH

**AMA
VICTORIA
HOSPITAL
HEALTH
CHECK 2019
REPORT**

Australian Medical Association
Victoria



amavic.com.au

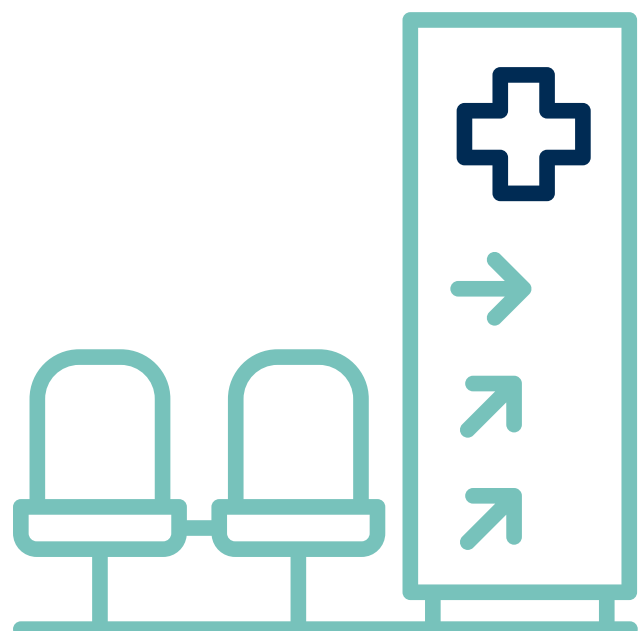


The 2019 Hospital Health Check (HHC) survey provides a snapshot of the work life experience of Victorian doctors in training. AMA Victoria is using the HHC findings to continue to advocate for urgent and longer-term changes to protect trainees and their patients. Findings pertaining to the working conditions of doctors in training are particularly concerning given they represent experiences before the COVID-19 pandemic placed additional pressure on the sector. The survey highlights that trainees feel unable to raise concerns or keep accurate records of their workloads without risking progression in competitive career pathways. Unacceptable behaviours continue to occur in our hospitals, with trainees also quoting barriers to reporting.

Fatigue, excessive workloads and staff shortages are resulting in an alarming number of clinical errors, and are adversely impacting the physical and mental wellbeing of the trainees who provide frontline and 24-hour care to Victorians

The medical profession has faced these self-perpetuating issues for several generations, and we hope that tools such as this survey will help to inspire the required solutions.

We will continue to conduct this survey on a yearly basis and hope to see improvements in all areas.



Congratulations

The Hospital Health Check Survey Results:

Congratulations to the following health services who were best ranked by their trainees in the different domains of the survey:



Best in Rostering, Workload and Overtime

Albury Wodonga Health
Goulburn Valley Health

Best in Access to Leave

Latrobe Regional Hospital
Melbourne Health
Northern Health
Peninsula Health
South West Healthcare

Best in Trainee Well-being

Northern Health

Best in Education and Training

The Royal Victorian
Eye & Ear Hospital

Best in Workforce Management and Culture

Northern Health

Best in Recommendation by Trainees

Northern Health
The Royal Women's Hospital



List of Questions

1	Workplace morale
2	Trainees who feel worn out because of their work as a doctor
3	How often trainees were paid for the unrostered overtime they worked
4	Reasons why trainees were not paid all of the unrostered overtime they worked
5	Frequency of needing to work through their 30 minute meal break on an average week
6	Trainees whose work hours prevent important things for their physical health
7	Trainees whose work hours prevent important things for their mental well-being
8	Trainees who made a clinical error in 2019 due to fatigue
9	Trainees who made a clinical error in 2019 due to excessive workload or under staffing
10	Trainees who raised serious concerns about workload with supervisors or Medical Workforce Unit but were brushed off or ignored
11	Trainees rating of employer support for their mental health and well-being
12	Trainees who attend work despite being unwell enough to warrant staying home
13	Barriers faced by trainees when needing to use sick leave
14	Intern teaching
15	Registrar training time
16	Barriers to attending intern teaching or registrar training time:
17	Intern teaching or registrar training time appears correctly on roster
18	Reported ongoing breaches to the 2018-21 Doctors in Training Enterprise Agreement
19	Trainees who have experienced discrimination, harassment, sexual harassment, bullying or victimisation at work
20	Trainees who have experienced unacceptable behaviours
21	Trainees who have witnessed unacceptable behaviours
22	Trainees who have reported unacceptable behaviours
23	Barriers preventing trainees from reporting unacceptable behaviours
24	Trainees asked inappropriate questions during job interviews or pre-interviews
25	Trainees who sought flexible working arrangements
26	Trainees who have considered resigning due to workload and poor conditions
27	Trainees who would recommend their hospital to other DiTs for the coming year:

1 Workplace Morale		
	Health Service	Victorian Average
Very good	2%	10%
Good	30%	29%
Satisfactory	24%	29%
Poor	34%	22%
Very poor	10%	11%

2 How often trainees feel worn out because of their work		
	Health Service	Victorian Average
Never	0%	1%
Rarely	7%	10%
Sometimes	31%	38%
Often	38%	32%
Very often	24%	19%

3 How often trainees were paid for the unrostered overtime they worked		
	Health Service	Victorian Average
Never	52%	44%
About 25% of the time	21%	22%
About 50% of the time	16%	14%
About 75% of the time	3%	10%
Always	8%	10%

4 Reasons why trainees were not paid all of the unrostered overtime they worked	
Did not know claiming this was possible	9%
Unclear or confusing claiming process	24%
Highly obstructive or difficult claiming process	58%
Did not believe the amount of overtime worked was worth claiming	37%
Advised that unrostered overtime is only paid for stipulated reasons	42%
Advised not to claim by my Registrar	10%
Advised not to claim by my Consultant or Head of Unit	22%
Advised not to claim by peers at the same level of training	30%
Advised not to claim by hospital administration or Medical Workforce Unit	10%
Claim submitted but rejected by Medical Workforce Unit	4%
Claim submitted but rejected by Consultant or Head of Unit	3%
Hospital / workplace cultural expectations	47%
Not applicable: no unrostered overtime was performed	2%
Not applicable: all unrostered overtime worked was paid	4%

5 Frequency of needing to work through their 30 minute meal break on an average week	
Never	1%
Rarely	8%
Sometimes	18%
Often	29%
Very often	44%

6 Trainees whose work hours prevent important things for their physical health	
Never	3%
Rarely	5%
Sometimes	22%
Often	37%
Very often	33%

7	Trainees whose work hours prevent important things for their mental wellbeing	
Never		1%
Rarely		9%
Sometimes		28%
Often		37%
Very often		26%

8	Trainees who made a clinical error in 2019 due to fatigue		
	Health Service	Victorian Average	
Yes	59%	56%	
No	41%	44%	

9	Trainees who made a clinical error in 2019 due to excessive workload or understaffing		
	Health Service	Victorian Average	
Yes	70%	60%	
No	30%	40%	

10	Trainees who raised serious concerns about workload with supervisors or Medical Workforce Unit but were brushed off or ignored	
Yes		47%
No		53%

11	Trainees rating of employer support for their mental health and wellbeing	
Very good		3%
Good		19%
Satisfactory		27%
Poor		36%
Very poor		15%

12	Trainees who attend work despite being unwell enough to warrant staying home	
Never		0%
Rarely		13%
Sometimes		37%
Often		39%
Always		11%

13	Barriers faced by trainees when needing to use sick leave	
Health service does not provide adequate coverage for absence		68%
Lack of support from supervisors or senior medical staff		14%
Lack of adequate after-hours support from the Medical Workforce Unit		25%
There is a culture of not calling in sick		43%
Do not want to burden colleagues with extra work		91%
Work would pile up if take sick leave		48%

14	Intern teaching *	
	Health Service	Victorian Average
Receive entitlement fully	16%	43%
Teaching available but not free from clinical duties	84%	57%
No formal intern teaching offered	0%	0%

15	Registrar training time *	
	Health Service	Victorian Average
Receive entitlement fully	35%	48%
Training time available but not free from clinical duties	39%	33%
No registrar training time offered	27%	19%

16 Barriers to attending intern teaching or registrar training time *	
Lack of advertisement	5%
Not appropriately rostered	36%
Not offered consistently	20%
Lack of coverage by registrars or consultants to allow attendance	56%
Excess workload	65%
No barriers	10%
Other	15%

17 Intern teaching or registrar training time appears correctly on roster *	
Yes	36%
No	64%

18 Reported ongoing breaches to the 2018-21 Doctors in Training Enterprise Agreement	
Working shifts with less than a 10-hour break between them (including telephone calls, being recalled into the hospital, being on-call for sick leave etc.)	39%
Working shifts greater than 16 hours	10%
Less than 48 hours off duty when moving from night shifts to any other shift arrangement	28%
Less than a whole calendar day clear from duty (including on-call and overtime) between your final shift at Hospital 1 and your first shift at Hospital 2	12%
None of these options have occurred	43%

19 Trainees who have experienced discrimination, harassment, sexual harassment, bullying or victimisation at work	
Yes	44%
No	56%

20 Trainees who have experienced unacceptable behaviours	
Discrimination	10%
Harassment	11%
Sexual harassment	3%
Bullying	36%
Victimisation	14%
Not applicable	53%

21 Trainees who have witnessed unacceptable behaviours	
Discrimination	22%
Harassment	19%
Sexual harassment	9%
Bullying	59%
Victimisation	19%
Not applicable	37%

22 Trainees who have reported unacceptable behaviours	
Discrimination	1%
Harassment	3%
Sexual harassment	1%
Bullying	24%
Victimisation	1%
Not applicable	74%

23 Barriers preventing trainees from reporting unacceptable behaviours	
Fear of negative career consequences	62%
Unsure of reporting process	31%
Fear of disrupting team dynamic	46%
Reporting is not in the “ethos” of the unit/hospital	19%
Don’t have time to make an appointment	24%
Process is too difficult	23%
Criticism from colleagues	16%
Lack of capacity for anonymous reporting	26%
I would be judged by my colleagues as not being resilient enough	22%
Lack of senior colleague to report to	14%
Intimidation from colleagues/management	21%
No barriers to reporting	20%

24 Trainees asked inappropriate questions during job interviews or pre-interviews	
Sexual orientation	1%
Family Plans and/or Marriage/Partnerships	10%
Religion	1%
Location of residence	8%
Health and Mental Health (not including questions regarding pre-existing injuries/medical conditions/disability that would affect performance of inherent requirements of the job)	2%
No inappropriate questions asked	86%



25 Trainees who sought flexible working arrangements	
Did not seek	90%
Sought and was successful	7%
Sought and applied but was unsuccessful	0%
Sought but was unable to apply	3%


26	Trainees who in the preceding 6 months had considered resigning due to workload and poor working conditions	
Never		35%
Rarely		19%
Sometimes		23%
Often		9%
Very often		13%

27	Trainees who would recommend their hospital to peers	
	Health Service	Victorian Average
Strongly agree	10%	17%
Agree	22%	37%
Neutral	42%	26%
Disagree	15%	11%
Strongly disagree	10%	9%

**Australian Medical
Association Victoria**

293 Royal Parade
Parkville Victoria 3052
Telephone: 03 9280 8722
Country Freecall: 1800 810 451
Facsimile: 03 9280 8786
Email: amavic@amavic.com.au

 [facebook.com/AMAVictoria/](https://www.facebook.com/AMAVictoria/)
 twitter.com/amavictoria



Disclaimer

The AMA Victoria Doctors in Training (DiT) Sub-Division Hospital Health Check survey was completed on a voluntary basis by Victorian doctors in training covered by the DiT Enterprise Agreement 2018-2021.

The purpose of this document is to assist graduating medical students as well as current interns and residents with their decision making process when deciding on which Health Services to apply for in the future.

This information is provided in good faith and should only be used as a guide, it is intended to be general in nature and is made available on the understanding that the AMA Victoria and the AMA Victoria's DiT Sub-Division do not make any comment or assertion that the information provided by participants is correct, or reflects the experiences of doctors who did not participate in the survey.

Before relying on the information contained in the survey results provided, users should carefully evaluate its accuracy, currency, completeness and relevance for their purposes, personal objectives and career goals, and should make their own enquiries, including consulting with the relevant Health Service and staff at the relevant Health Service.

Whilst every effort has been made to ensure the accuracy of the collation of the information in this survey, AMA Victoria, its employees and the AMA DiT Sub-Division cannot be held responsible for the information provided by participants in the survey and cannot be responsible for any loss or damage arising from any person or organisation as a result of the publication of this survey of information. AMA Victoria and the AMA Victoria DiT Sub-Division do not take any responsibility for the outcomes published in the survey.

Comparison of results among Health Services must be made with caution, as the survey did not involve a probabilistic sampling frame, but instead was open to the entire Victorian DiT population. Further, as DiTs were not randomly allocated to Health Services, differences in attitudes and expectations of respondents cannot be adequately controlled. This introduces biases into the results which cannot be accounted for.

Thus, all differences among health services should be interpreted as specific only to the survey respondents and must not be interpreted as representative of the experiences of all junior doctors in Victoria.

***Stage of Training**

Survey Respondents	Number	Percentage
Intern	265	23.92%
HMO	324	29.24%
Unaccredited/ Non-Training Registrar	98	8.84%
Accredited Registrar	270	24.37%
Advanced Trainee/Fellow (final year of training)	133	12.00%
Career Medical Officer	1	0.09%
Prefer to not disclose	17	1.53%
Total	1,108	100%